



PUPPET KIT

and

READER'S THEATER SCRIPT

One Part of a
Seven-Way Story Adventure



NOTE TO GROWN-UPS

This kit comes with a full script of THE GREAT PIZZA CONTEST as well as printable puppets so you can use it whichever ways work best with your kid(s).

Puppetry is a fun way to improve reading aloud skills, reading fluency, listening skills, teamwork, cooperation, and more. Reader's theater is also a great way to improve these skills, and works particularly well for older children.

This kit is one part of THE GREAT PIZZA CONTEST Seven-Way Story Adventure. A Video Story, an E-Book, and an Audiobook are included with this Adventure. A physical book can be purchased [HERE](#).

Simple printable puppets are included in the kit. Kids can cut these out or design their own.

Here are a few ways to use this kit:

- Kids can use the puppets to retell the story in their own words.
- Put on a reader's theater performance, puppet show or an actual play with the enclosed script.
- Play the audiobook as a soundtrack as kids act out the story with puppets.
- Encourage kids to write their own original scripts.



Hi, kids! Let's get on with the show!

The first thing you'll need for your puppet show is...puppets! On the following pages you'll find puppet characters from THE GREAT PIZZA CONTEST STORY. You can also draw some of the characters yourself.

WHAT YOU'LL NEED TO MAKE THE PUPPETS:

A printer (No printer? Just draw your own puppets.)

Scissors

Cardstock or Old File Folders

(No cardstock or file folders? Junk mail postcards work well).

Popsicle Sticks

(No Popsicle Sticks? Try chopsticks, straws, or pencils instead.)

Glue Stick

Tape

DIRECTIONS TO MAKE THE PUPPETS:

1. Ask a grownup to print out TWO sets of the characters. These can be printed on regular paper or directly onto cardstock.

If you print the characters onto cardstock, then skip step 2.

2. Use the glue stick to attach the characters to the cardstock (or file folder). Do this for two copies of each character.

3. Cut out the two sets of characters.

4. Use tape to attach the stick to the back of one character. Find the other picture of the same character and line up the blank sides. Tape the two pictures together. You end up with one stick that has the same picture showing on opposite sides. Do this for all the characters.

That's it, your puppets are ready!

What about a Puppet Stage?

It's no problem if you don't have an actual puppet stage. Just about anything can be your stage. You can duck behind a chair, a couch, a table, or a counter. If these ideas do not work for your puppet stage, just look around and you'll find something that will work.

HAVE FUN!



Leonardo Da Munchi



Vincent Van Dough



Nan Chovi



Mayor Ann Chovi



Townspople







Townspople



Salvadore Deli



Draw Your Own Characters





Great! Now that you have your puppets it's time to put on a show. You can retell the story of THE GREAT PIZZA CONTEST or make up your own story.

You can also use the script that's on the following pages. Scripts are what actors use when they're in a play or a movie. Puppeteers often use a script when they're creating a puppet show. This script can also be used to put on a play or reader's theater performance.



PARTS OF A SCRIPT

CHARACTERS/CAST

Characters are the people (or animals) in the play. Together, the people in a play are called a cast.

DIALOGUE

Dialogue is what the characters in the script say.

SCENE

A scene is like a chapter in a book. When the action or setting changes there will often be a new scene.

SETTING

This is where the scene takes place.

STAGE DIRECTIONS

Stage directions tell the actor or puppeteer what to do.

These are not said out loud.

We have labeled the stage directions so you don't confuse them with the words the actors say.

This is an example of how the stage directions look:

Stage direction

[Nan slowly walks off the stage.]

And Now...On With the Show!



THE GREAT PIZZA CONTEST

CAST

NARRATOR

MAYOR ANN CHOVI

NAN CHOVI

VINCENT VAN DOUGH

LEONARDO DA MUNCHI

SALVADORE DELI

TOWNSPERSON #1

TOWNSPERSON #2

TOWNSPERSON #3

TOWNSPERSON #4

(Add or subtract as many TOWNSPEOPLE as you wish)

=====

SCENE 1

SETTING: Outside in the town of Mozzarella.

NARRATOR

This is the story of THE GREAT PIZZA CONTEST.
In the town of Mozzarella everyone loved pizza.
That's all they ate: Breakfast, Lunch, Dinner.
PIZZA! PIZZA! PIZZA!
The town had two pizza makers,
Vincent Van Dough and Leonardo Da Munchi.

STAGE DIRECTION

[Vincent and Leonardo appear on stage.]

NARRATOR

Vincent thought the dough was the most important part of the pizza. Leonardo thought the sauce was the most important part. They were always arguing and the people in the town argued as well.

STAGE DIRECTION

[The full cast is onstage. Half of the townspeople are on one side. The other half are on the opposite side.]

TOWNSPERSON #1

Leonardo's pizza is the best!

TOWNSPERSON #2

Are you kidding me? Vincent's pizza is the best!

TOWNSPERSON #3

The sauce is the most important part.

TOWNSPERSON #4

No, it's the dough.

TOWNSPEOPLE #1 & #3

Sauce! Sauce! Sauce! Sauce!

TOWNSPEOPLE #2 & #4
Dough! Dough! Dough! Dough!

STAGE DIRECTION

[Mayor Ann Chovi and her daughter Nan step forward.]

NARRATOR

Tired of all the arguing, Mayor Ann Chovi announced...

MAYOR CHOVI

Tomorrow we will have a contest and decide once
and for all who makes the best pizza in Mozzarella.
My daughter Nan will be the judge.

STAGE DIRECTION

[Everyone leaves the stage.]

SCENE 2

SETTING: Mayor Ann Chovi's Kitchen

STAGE DIRECTION

*[All the townspeople enter along with
Mayor Ann Chovi and Nan Chovi.]*

NARRATOR

The next day, everyone crowded into Mayor Chovi's kitchen.

NAN

Let the great pizza contest begin!

NARRATOR

Vincent Van Dough strolled into the kitchen.

STAGE DIRECTION

[Vincent walks on stage.]

NAN

Okay Vincent, why is your pizza the best?

VINCENT

Ahhh, that's easy. The dough is the most important part of the pizza and I have a secret recipe for delicious dough.

First, I knead the dough.

I knead it this way.

I knead it that way.

Then I throw it up high in the air and...

SPLAT!

It sticks to the ceiling.

STAGE DIRECTION

[Vincent pretends to knead and toss his dough. Everyone looks up when it sticks to the ceiling.]

NAN

Vincent, we can't taste your dough
if it's stuck to the ceiling.
How do you get it down from there?

VINCENT

Ohh..how do you think I get it down?

NAN

With a ladder?

VINCENT

No.

TOWNSPERSON #1

Baseball bat?

VINCENT

No.

TOWNSPERSON #2

Fishing rod?

VINCENT

Again, no! I will tell you.

I....SING TO IT!

STAGE DIRECTION

[Vincent drops to one knee, clasps his hands together, and sings.]

VINCENT

Come down, come
down. Oh, please come
down!

NARRATOR

THWAP! Vincent caught the dough.
He poured on a jar of sauce, sprinkled
on cheese, and put it in the oven.

STAGE DIRECTION

[Vincent mimes making a pizza.]

NARRATOR

When it finished baking, he handed a slice of pizza to Nan.

STAGE DIRECTION

[Vincent hands an imaginary slice to Nan. She takes a bite.]

NAN

This pizza is okay, but it's not the best pizza in town.

VINCENT

Humph!

STAGE DIRECTION

[Vincent angrily stomps out of the kitchen.]

SCENE 3

SETTING: Mayor Ann Chovi's kitchen

NAN

Bring in the next pizza maker!

STAGE DIRECTION

[Leonardo Da Munchi cheerfully enters the kitchen.]

NAN

Leonardo, why is your pizza the best?

LEONARDO

Ahh...that's easy, The sauce is the most important part of the pizza and I have a secret recipe for super sauce.

First I mush my tomatoes.

Does anyone know what I use to mush my tomatoes?

TOWNSPERSON #3

A hammer?

LEONARDO

No.

TOWNSPERSON #4

Blender?

LEONARDO

Again, no!

I use...my...FEET!

STAGE DIRECTION

*[Everyone groans. Leonardo pretends to
jump up and down on the tomatoes]*

NARRATOR

Leonard jumped up and down on the tomatoes.

SQUISH! SQUISH! SQUISH!

LEONARDO

Now I add some spice, some salt and pepper.

STAGE DIRECTION

[Leonardo sings as he pretends to sprinkle spices on the sauce.]

LEONARDO

Some spice! Some spice!

Ooh, that's so nice!

NARRATOR

Leonardo made a pizza with his super
sauce and gave a slice to Nan.

STAGE DIRECTION

*[Leonardo mimes making a pizza
and hands a slice to Nan.]*

NAN

This pizza is okay, but it's not the best pizza in town.

LEONARDO

Humph!

STAGE DIRECTION

[Leonardo angrily stomps out of the kitchen.]

NARRATOR

Leonardo stomped out of the kitchen.

MAYOR ANN CHOVI

Oh, dear. Now what?

Who should win The Great Pizza Contest?

STAGE DIRECTION

[Nan taps her chin as she thinks.]

SCENE 4

SETTING: The Mayor's Kitchen

NAN

Listen up, everyone. I have an idea.

STAGE DIRECTION

[Nan, the mayor, and all the townspeople huddle together as Nan whispers her idea.]

ALL

(Whispering Sounds)

Ahhh. Ohhh. Hmmm.

STAGE DIRECTION

[Vincent and Leonardo enter from opposite sides of the stage. One townspeople whispers the idea to Vincent. Another whispers the idea to Leonardo. They both seem shocked at first. Then they nod in agreement.]

VINCENT
That's not bad!

LEONARDO
Very interesting!

NARRATOR
They gave Nan's idea a try.

STAGE DIRECTION
*[They mime making a pizza together
with Vincent's dough and Leonardo's
sauce. They hand everyone a slice.]*

NARRATOR
They handed everyone a slice.

STAGE DIRECTION
*[Everyone makes yummy
sounds and nods their heads.]*

NARRATOR
Can you guess what they did? Exactly!
They made one pizza together and it was...

ALL
The best pizza in town!

NARRATOR

Everyone in Mozzarella lived happily
ever after until...

One day a pizza maker named
Salvadore Deli came to town and said...

STAGE DIRECTION

[Salvadore Deli steps on stage.]

SALVADORE DELI

The CHEESE is the most important part of the pizza!

NARRATOR

But that's another story.

THE END