




WRITE A STORY 1-2-3



**One Part of a
Seven-Way Story Adventure**



**THREE Simple Steps to Transform
A Child Into an Author**

NOTE TO GROWN-UPS

Hello! I'm Jill Ross Nadler aka Storyologist Page Turner. As a children's author, storyteller, and kids' TV producer, I have often worked with children who were full of wonderful ideas but didn't know how to turn those ideas into actual stories.

This guide walks kids through the basic elements of a story and shows these elements in action using the story *MOTH AND SLOTH: BEST FRIENDS FOREVER*.

The more kids know this story the more this guide will make sense. A Video Story, an E-Book, and an Audiobook are included with this Adventure. A physical book can be purchase [HERE](#).

Writing stories is a great way for kids to hone literacy skills, develop emotional Intelligence, and become *STORYOLOGISTS!* This story focuses on kindness.

HAVE FUN!

Follow me for more story-infused ideas that spark creativity and imagination



And please visit PageTurnerAdventures.com



NOTE TO KIDS

Hi!

I'm Storyologist Page Turner.

A storyologist is someone who travels the world, going on adventures, reading, writing, and telling stories.



It's a lot of fun
and
YOU
can become a
storyologist too!

First, I'm going to
show you how to write
your own story. 😊

Let's get started!



To begin, let me tell you about a story that I wrote.

MOTH & SLOTH BEST FRIENDS FOREVER




Moth and Sloth are best friends until Sloth begins to wonder if Moth really likes him.

Sloth feels hurt and wonders if they should even be friends at all.

Finally Moth and Sloth talk things over and learn what being a true friend is really about.

This heartwarming tale of friendship is set in a tropical rainforest and includes scientific facts about the symbiotic relationship between moths and sloths.






Did you know that every story has three parts?

**Beginning
Middle
End**

But what should go in each part?



Well...

1. BEGINNING

At the beginning of the story we start with a main character who wants something and feels a certain way.

2. MIDDLE

Something gets in the way of the character getting what they want.

3. END

The character changes or learns something at the end of the story. They also feel differently from how they did at the beginning.



That's it!

Here's how it worked in

**MOTH & SLOTH
BEST FRIENDS FOREVER**

1. THE BEGINNING

**WHAT DOES THE MAIN CHARACTER WANT?
HOW DOES THE MAIN CHARACTER FEEL?**

MOTH & SLOTH: BEST FRIENDS
FOREVER has two main characters,
Moth & Sloth



What do they want?


They want to stay best friends forever.

How do they feel?

They both feel very sure about their friendship.

The Middle

What gets in their way?



Jaguar's sneaky tricks get in their way and make Sloth question their friendship.

3. THE END


HOW DO THE MAIN CHARACTERS CHANGE ?

They both realize that they should talk to each other when there is a problem. They also learn that real friends are always there for each other.




HOW DO THEY FEEL NOW?

They each feel relieved that they didn't lose their best friend.



NOW IT'S YOUR TURN TO WRITE A STORY.

**Get ready to answer the 3 questions
by brainstorming first.**



**Let your imagination go! Come up with a bunch
of different ideas until you find your favorite.**

**Pick your favorite ideas and you are ready to
start writing!**

Brainstorm the BEGINNING



**WHAT DOES THE MAIN CHARACTER WANT?
HOW DO THEY FEEL?**

(Write some ideas below or draw a picture.)



Brainstorm the MIDDLE

WHAT GETS IN THEIR WAY?

Brainstorm the END



**HOW DO THE MAIN CHARACTERS CHANGE?
HOW DO THEY FEEL NOW?**

**Now that you've brainstormed some ideas.
It's time to write your story.**

Beginning



How does your character change or grow?
How does your character feel? at the end of the story?

Draw a picture for the beginning of your story.




Middle

What gets in your character's way?



Draw a picture for the middle of your story.
Use more pages or write on the back if you need to.




End



How does your character change or grow?
How does your character feel at the end of the story?

End



Draw a picture for the end of your story.

CONGRATULATIONS

**You did it.
You wrote a story and
drew the pictures.**

**You are an author and an illustrator
and a**

