



# PUPPET KIT

and

# READER'S THEATER SCRIPT

One Part of a  
Seven-Way Story Adventure



## NOTE TO GROWN-UPS

This kit comes with a full script of MOTH & SLOTH: BEST FRIENDS FOREVER well as printable puppets so you can choose whichever ways work best with your kid(s).

Puppetry is a fun way to improve reading aloud skills, reading fluency, listening skills, teamwork, cooperation, and more. Reader's theater is also a great way to improve these skills, and works particularly well for older children.

This kit is one part of MOTH & SLOTH Seven-Way Story Adventure. A Video Story, an E-Book, and an Audiobook are included with this Adventure. A physical book can be purchased [HERE](#).

Simple printable puppets are included in the kit. Kids can cut these out or design their own.

### Here are a few ways to use this kit:

- Kids can use the puppets to retell the story in their own words.
- Put on a reader's theater performance, puppet show or an actual play with the enclosed script.
- Play the audiobook as a soundtrack as kids act out the story with puppets.
- Encourage kids to write their own original scripts.



## Hi, kids! Let's get on with the show!

The first thing you'll need for your puppet show is...puppets! On the following pages you'll find puppet characters from **MOTH & SLOTH: BEST FRIENDS FOREVER**. You can also draw some of the characters yourself.

### WHAT YOU'LL NEED TO MAKE THE PUPPETS:

A printer (No printer? Draw your own pictures.)

Scissors

Card Stock or Old File Folders


(Don't have card stock or file folders? Junk mail postcards work well.)

Popsicle Sticks

(No Popsicle Sticks? Try chopsticks, straws, or pencils instead.)

Glue Stick

Tape



### DIRECTIONS TO MAKE THE PUPPETS:

1. Ask a grownup to print out TWO sets of the characters. These can be printed on regular paper or directly onto card stock.

(If you print the characters onto card stock, then skip step 2).

2. Use the glue stick to paste the characters to the card stock (or file folder). Do this for two copies of each character.

3. Cut out the two sets of characters.

4. Use tape to attach the stick to the back of one character. Find the other picture of the same character and line up the blank sides. Tape the two pictures together. You end up with one stick that has the same picture showing on opposite sides. Do this for all the characters.

That's it, your puppets are ready!

### What about a Puppet Stage?

It's no problem if you don't have an actual puppet stage. Just about anything can be your stage. You can duck behind a chair, a couch, a table, or a counter. If these ideas do not work for your puppet stage, just look around and you'll find something that will work.

HAVE FUN!

Sloth without Algae




Sloth with Algae







Moth



Jaguar



# Draw Your Own Characters





Great! Now that you have your puppets it's time to put on a show. You can retell the story of MOTH & SLOTH: BEST FRIENDS FOREVER or make up your own story.

You can also use the script that's on the following pages. Scripts are what actors use when they're in a play or a movie. Puppeteers often use a script when they're creating a puppet show. This script can also be used to put on a play or reader's theater performance.



## PARTS OF A SCRIPT

### CHARACTERS/CAST

Characters are the people (or animals) in the play. Together, the people in a play are called a cast.

### DIALOGUE

Dialogue is what the characters in the script say.

### SCENE

A scene is like a chapter in a book. When the action or setting changes there will often be a new scene.

### SETTING

This is where the scene takes place.

### STAGE DIRECTIONS

Stage directions tell the actor or puppeteer what to do.

These are not meant to be said out loud.

We have labeled the stage directions so you don't confuse them with the words the actors say.

This is an example of how the stage directions look:

***[Jaguar slowly walks off the stage.]***

# And Now...On With the Show!



MOTH & SLOTH: BEST FRIENDS FOREVER

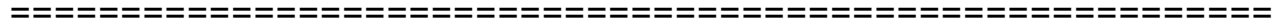
CAST

MOTH

SLOTH

JAGUAR

NARRATOR



NARRATOR

This is the story of  
MOTH AND SLOTH: BEST FRIENDS FOREVER

Stage Direction

*[Moth and Sloth appear on stage.]*

NARRATOR

Sloth was Big. Moth was small.  
Sloth was slow. Moth was fast.  
Sloth lived in a tree and ate leaves.  
Moth lived in Sloth's fur and ate algae.  
Their differences made no difference to them.

MOTH

We're best friends.

SLOTH

Forever

NARRATOR

The friends counted stars together.

MOTH

1,2,3,4,5,6,7,8,9,10,11,12,13,14,15,16,17... 1 million!

Stage Direction

*[Moth says this very quickly.]*

SLOTH

1.....2.....

Stage Direction

*[Sloth says this very slowly.]*

NARRATOR

They played hide and seek together.

Sloth usually won.

Stage Direction

*[Sloth usually won because his algae-covered fur blends into the forest landscape.]*

NARRATOR

Best of all, Sloth and Moth rhymed together.



.MOTH  
ohh...cat

SLOTH  
Bat

MOTH  
Umm...snake

SLOTH  
Wake

MOTH  
Uh...wiggle

SLOTH  
Giggle...hahahah

Stage Direction

*[Moth leaves. Jaguar appears on stage.]*

NARRATOR

One day Sloth heard a whisper.

JAGUAR

Moth isn't really your friend is he? He just wants to live in  
your fur and eat the algae that grows there.

Stage Direction

*[Jaguar slinks off stage.]*

NARRATOR

Sloth looked around. He didn't know  
where the whisper came from.  
So he shrugged and went back to sleep.

SLOTH

Hmmm.

NARRATOR

The whisper turned into a thought.  
The thought planted itself like a seed and  
grew, spreading new thorny thoughts.

Stage Direction

*[These thoughts can be whispered from offstage.]*

SLOTH

Why is Moth my friend?

I'm slow. Moth is fast.

I'm big. Moth is small.

I live in a tree and eat leaves.

Moth lives in my fur and eats algae.

Is that why he's my friend?

Stage Direction  
*[Moth appears on stage.]*

MOTH  
Hi, Sloth. Want to count stars?

Stage Direction  
*[Sloth is upset.]*

SLOTH  
Nooo...

MOTH  
Hide and seek?

SLOTH  
Uh uhhh...

MOTH  
I know. Let's rhyme! Tickle...

Stage direction  
*[Sloth sighs but says nothing else. ]*

MOTH

Pickle?

Oh, what's wrong Sloth?

SLOTH

You're only my friend because you  
want to live in my fur and eat algae.

MOTH

That's not true. Besides, without me,  
there wouldn't be any algae.

I'm not sure why.

SLOTH

I don't care. Go away.

NARRATOR

Moth packed his suitcase and flew away.

Stage Direction

*[Sadly, Moth flies away. Jaguar returns and watches Sloth]*

NARRATOR

Sloth stayed alone in his tree.

He didn't count stars. He didn't rhyme.

And he didn't play hide and seek.

He wasn't very good at it anymore, anyway.

Stage Direction

*[Sloth no longer has any algae.]*

JAGUAR

It's much easier to see you now that  
the algae is gone. HAHAHAAAA.

SLOTH

Is that a thought?

NARRATOR

No, it was JAGUAR!

JAGUAR

You're small and I'm big.  
You're slow and I'm fast.  
You eat leaves and I  
eat...sloths! GROWL

Stage Direction

*[Jaguar leaps at Sloth.]*

NARRATOR

Jaguar pounced.

## Stage Direction

*[Moth flies in front of JAGUAR before he reaches Sloth.  
Jaguar tries to swat Moth and falls out of the tree.]*

## NARRATOR

Jaguar fell out of the tree  
and...stumbled away.

## SLOTH

Wow. Thank you, Moth.

## MOTH

You're welcome, Sloth.

## SLOTH

You are a good friend.

## MOTH

Why did you  
want me to leave?

## SLOTH

I had a bad thought  
that grew and grew.  
I didn't know what to do.

MOTH

Oh, that's a good rhyme.

SLOTH

It is.

MOTH

If you have a bad  
thought, again, tell me.  
If I have one, I will tell you.  
That's what friends do.

SLOTH

Ahh, another good rhyme.  
Friends also apologize.

Stage Direction

*[Sloth pauses for a moment.]*

SLOTH

I can't think of a good  
rhyme for apologize.

MOTH

That's okay.

SLOTH

Will you come back  
and live in my fur?

MOTH

I would love to.

NARRATOR

Together, Moth and Sloth  
played hide and seek.  
They counted stars.  
And, of course, they rhymed.

MOTH

Friend?

SLOTH

To... THE END.

MOTH

That's my favorite rhyme.