



PUPPET KIT

THE SELFISH SHELLFISH


One Part of a
Seven-Way Story Adventure





Hi, kids! Let's do a puppet show!

The first thing you'll need for your puppet show is...puppets! On the following pages you'll find puppet characters from our story, THE SELFISH SHELFISH. There are a few other characters added and space to draw your own characters if you want to change the show. It's your show so you get to tell this story or any other story that you choose.



WHAT YOU'LL NEED TO MAKE THE PUPPETS:

A printer (No printer? Just draw your own puppets.)

Scissors

Card stock or Old File Folders

(No card stock or file folders? Junk mail postcards work well.)

Popsicle Sticks

(No Popsicle Sticks? Try chopsticks, straws, or pencils instead.)

Glue Stick

Tape

DIRECTIONS TO MAKE THE PUPPETS:

1. Ask a grownup to print out TWO sets of the characters. These can be printed on regular paper or directly onto card stock.

*If you print the characters on card stock, then skip step 2.

2. Use the glue stick to attach the characters to the card stock (or file folder). Do this for two copies of each character.
3. Cut out the two sets of characters.
4. Use tape to attach the stick to the back of one character. Find the other picture of the same character and line up the blank sides. Tape the two pictures together. You end up with one stick that has the same picture showing on opposite sides. Do this for all the characters.

That's it, your puppets are ready!




What about a Puppet Stage?

You don't need an actual puppet stage. Just about anything can be your stage. You can duck behind a chair, a couch, a table, or a counter. If these ideas do not work for your puppet stage, just look around and you'll find something that will work.


AND NOW ON WITH THE SHOW!

Here are a few ideas to help you get started:




- Use THE SELFISH SHELLFISH Reader's Theater Script to act out the story.
- Use the puppets to retell our story in your own words. Let each puppeteer make up their own words.
- Play the audiobook as a soundtrack and act out the story with your puppets.
- Write your own version of our story but add a few more characters.
- Write your own story and act it out with these puppets or draw new ones.

Lobster




Sea Otter #1



Sea Otter #2



Baby Sea Otter




Narrator's



Other Sea Creatures


Fish




Snail







Sea Slug



Octopus



Draw Your Own Characters



Draw Your Own Characters

